



Sportfishing Congress Annual Meeting

April 28, 2018

- **Need for additional walleye regulations**
 - **Non-residents need to pay more**
 - **Who harvests walleye**
 - **ANS pathways**
 - **Wasting our resources**
- **Public participation in Fishing Issues**



Sportfishing Congress Annual Meeting

April 28, 2018

- Need for additional walleye regulations



Walleye Regulation Fact Sheets

[Assessing a Minimum Length Walleye Restriction](#) | [Assessing a "One-Over" Walleye Length Restriction](#)

Assessing a Minimum Length Walleye Restriction

[Printable Fact Sheet](#)

Ample water and aggressive fish stocking produced numerous "new" walleye fisheries across North Dakota in the last decade. These new lakes are productive, and have provided fantastic fishing opportunities.

With an increase in walleye anglers, concerns by some regarding the potential for overharvest and requests for special regulations to curtail harvest are more common. On many new waters, a minimum length limit to allow little fish to grow

[Buy and Apply](#)

[Licensing](#)

[Hunting and Trapping](#)

[Fishing](#)

[Boating](#)

[Wildlife and Conservation](#)

[Education](#)

[Maps](#)

[Media and Publications](#)

[News](#)

[Calendar](#)

[PLOTS/Private Lands](#)

[Services for People with Disabilities](#)

[About Us](#)

[Website Navigation Help](#)

Connect



YouTube



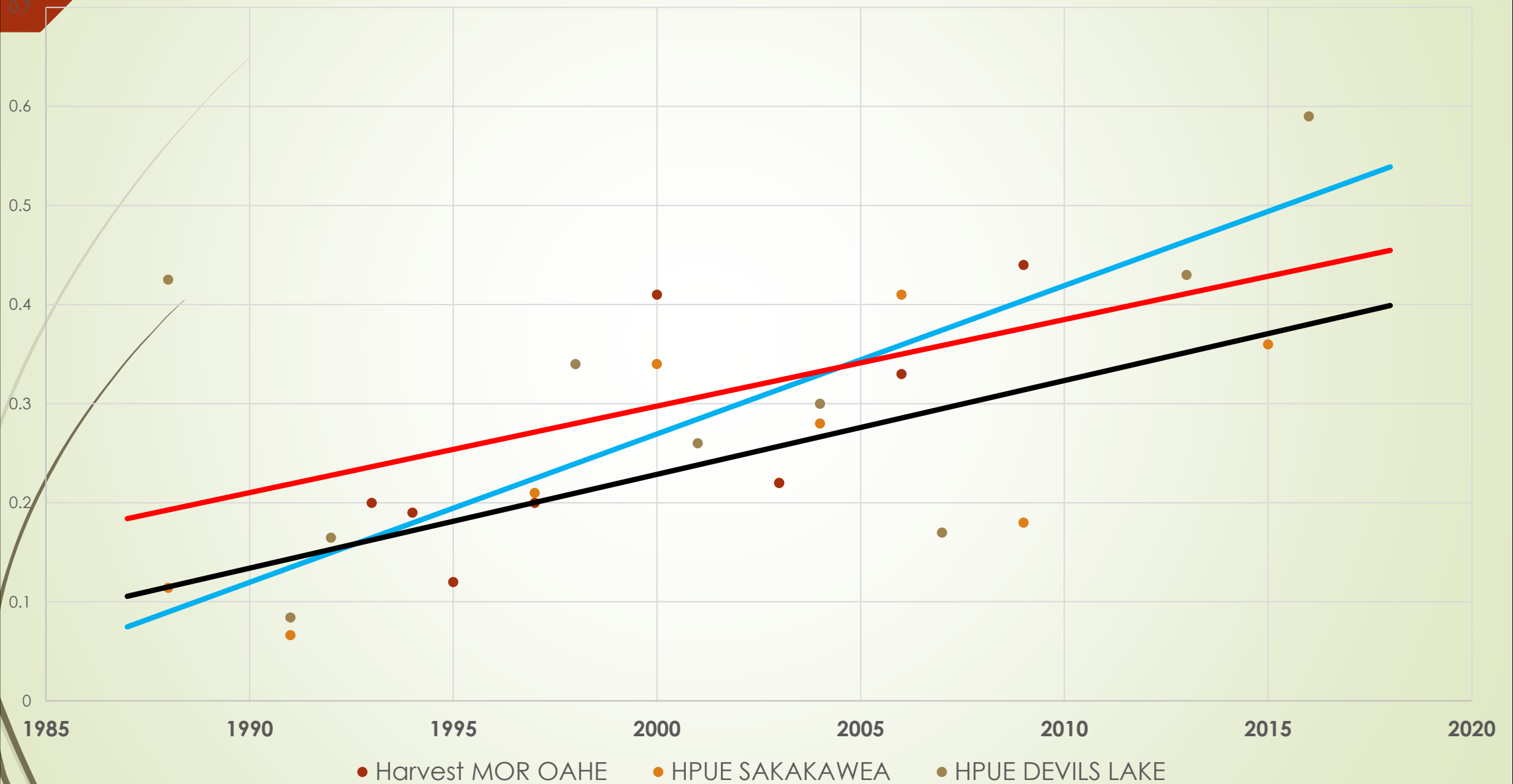
Do you prefer fishing regulations (e.g. season length, limits, methods, bait restrictions, etc.) that are more complex but lake specific.....or, simple but statewide?

Response	Survey Frequency	% of Reported Total
More complex, but lake specific	218	22.5%
Simple, but statewide	699	72.3%
No response	50	5.2%
Total	967	100.0%

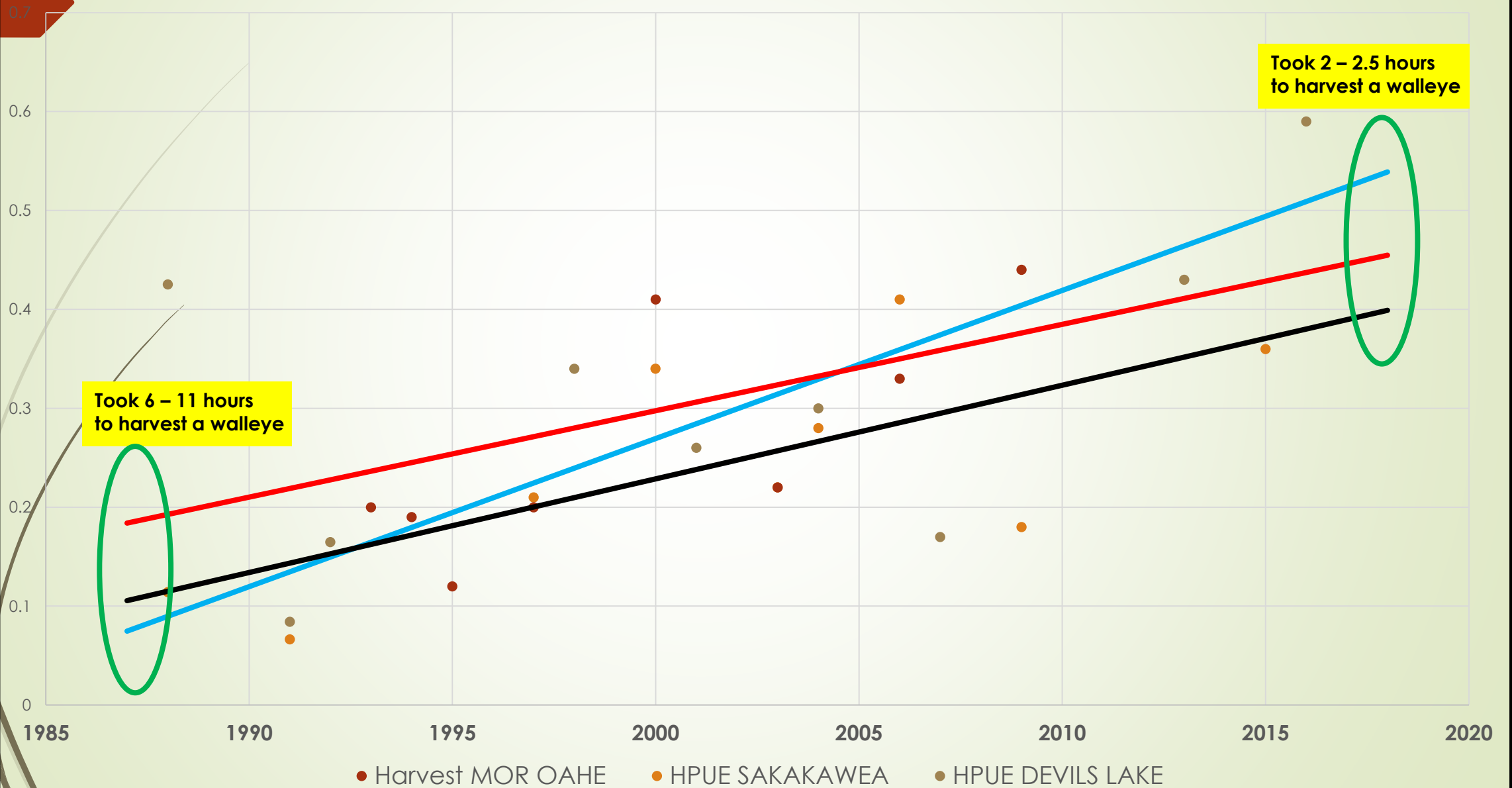
What is your opinion of North Dakota fishing regulations (e.g. season length, limits, methods, bait restrictions, etc)?

Response	Survey Frequency	% of Reported Total
Excellent	262	27.1%
Good	502	51.9%
Fair	115	11.9%
Poor	16	1.7%
No opinion	29	3.0%
No response	43	4.4%
Total	967	100.0%

Big 3 - Open-water Walleye Harvest Rates (fish/hour)



Big 3 - Open-water Walleye Harvest Rates (fish/hour)



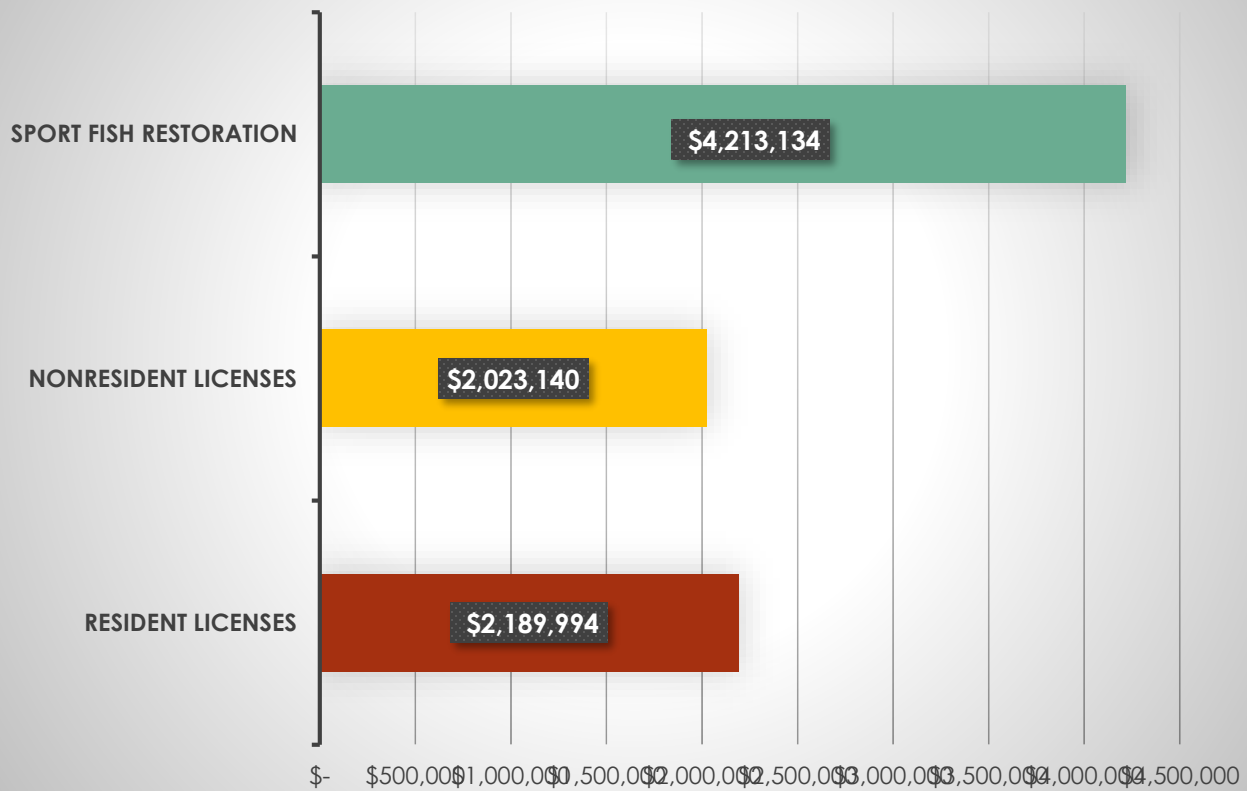


Sportfishing Congress Annual Meeting

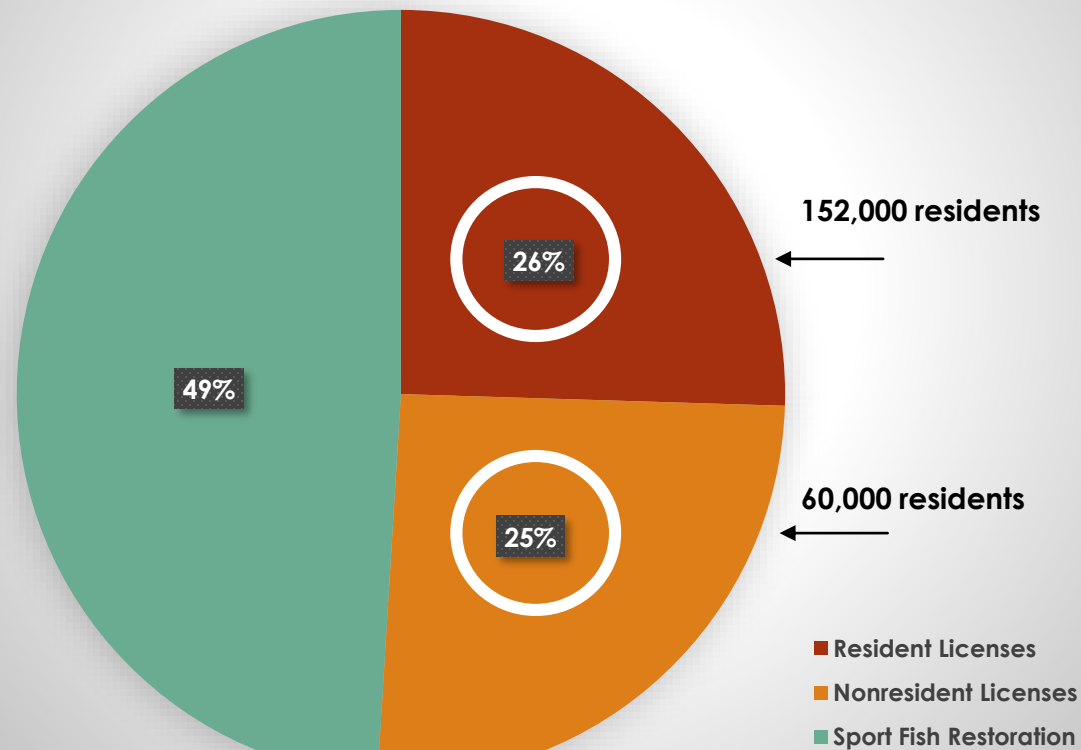
April 28, 2018

- Non-residents need to pay more

North Dakota Fishing Revenue



North Dakota Fishing Revenue





Nonresidents account for 29% of all fishing license sales

Nonresidents harvest 15-20% of all walleye



Sportfishing Congress Annual Meeting

April 28, 2018

- ANS pathways

% Walleye Harvest - Resident (local and non-local) versus Non-resident

	Devils Lake (2016)	Missouri-Oahe (2015)	Sakakawea (2015)
Resident	59%	91%	91%
... Local (within about 30-40 miles)	13%	70%	17%
... Non-local	46%	22%	73%
<i>ND resident other than from Metro Areas</i>	37%	31%	27%
<i>ND resident from Metro Areas</i>	22%	60%	43%
<i>Bismarck-Mandan</i>	2%	57%	28%
<i>Fargo</i>	12%	2%	2%
<i>Grand Forks</i>	6%		
<i>Minot</i>	2%	1%	13%
Non-resident	41%	9%	9%
<i>Minnesota</i>	24%	2%	2%
<i>Wisconsin</i>	5%		
<i>Iowa</i>	3%		
<i>Nebraska</i>	3%		
<i>South Dakota</i>	1%	2%	1%

North Dakota Motorized Watercraft (Boat) Survey Comparisons

2018 versus 1995

	<u>2018</u>	<u>1995</u>
North Dakota Registered Boats (most recent three year sum)	63,801	43,876
Boat Length (ft)	18.1	16.1
Horsepower	107.5	65.8
Gallons	64.5	68
Days	16.6	17
* just fishing	50%	59%
* just boating	23%	18%
*both fishing and boating	27%	24%
<u>Top Six Waters (% Used)</u>		
LAKE SAKAKAWEA	27%	
MISSOURI RIVER / LAKE OAHE	19%	
DEVILS LAKE	15%	
LAKE ASHTABULA	5%	
JAMESTOWN RESERVOIR	4%	
LAKE AUDUBON	4%	
<u>% ND Boats used Out of State</u>	<u>18.5%</u>	





Sportfishing Congress Annual Meeting

April 28, 2018

- Wasting our resources

Wanton Waste of Valuable Resources



FISH RESPONSIBLY

ONLY KEEP
WHAT YOU WILL USE



FISH ARE TOO
VALUABLE TO WASTE



NORTH DAKOTA GAME AND FISH DEPARTMENT

100 N. Bismarck Expressway
Bismarck, ND 58501-5095
701-328-6300
Email: ndgfi@nd.gov
Website: gf.nd.gov



Sportfishing Congress Annual Meeting

April 28, 2018

- Public participation in Fishing Issues

Spring 2002

An Apathetic or a Pleased Fishing Public????

Billings, Montana Walleyes Unlimited Meeting

- **450** people in attendance; public was very engaged in QA session
- Closest walleye fisheries – 100s mile away and only a couple of them

Bismarck North Dakota Walleye Meeting

- **20** people in attendance;
- Closest walleye fisheries – miles away

2013 North Dakota Fishing Issues, Opinion and Preference Survey - continued

6. Are you aware of Aquatic Nuisance Species (ANS)?

YES NO

7. What is your opinion of North Dakota **fishing regulations** (e.g. season length, limits, methods, bait restrictions, etc.)?

Excellent Good Fair Poor No opinion

8. Through the course of the season, on average, what do you **prefer** to fish for?

Whatever bites Trophy fish Numerous small fish

9. "The Fisheries Division of the North Dakota Game and Fish Department **does a good job** of managing sport fishing in North Dakota."

Strongly Agree Moderately Agree Neutral Moderately Disagree Strongly Disagree

10. Have you ever heard of a **fish consumption advisory** issued by the North Dakota State Department of Health?

YES NO

11. Do you prefer fishing regulations (e.g. season length, limits, methods, bait restrictions, etc.) that are more complex but lake specific **or** simple but statewide?

More complex, but lake specific Simple, but statewide

12. In your opinion, is the **overall quality** of fishing in North Dakota better or worse than ten years ago?

Better Same Worse No opinion

"The Fisheries Division of the North Dakota Game and Fish Department does a good job of managing sport fishing in North Dakota."

	1999	2002	2008	2013	2018
Strongly Agree	28%	33%	23%	44%	53%
Agree	47%	44%	50%	39%	34%
Neutral	22%	18%	24%	15%	12%
Disagree	2%	3%	3%	2%	1%
Strongly Disagree	1%	1%	1%	1%	1%
Favorable Ranking	96%	94%	95%	96%	98%
Unfavorable Ranking	4%	6%	5%	4%	2%

"The Fisheries Division of the North Dakota Game and Fish Department does a **good/poor job of managing sport fishing in North Dakota."**

2018

	good	poor
Strongly Agree	53%	4%
Agree	34%	6%
Neutral	12%	24%
Disagree	1%	19%
Strongly Disagree	1%	47%
Favorable Ranking	98%	10%
Unfavorable Ranking	2%	90%

